

## Guidance Note: How to Upload the NetVu software to set up the function of Live Viewer on a PC, Tablet or Mobile Phone.

**Applicable models: DVIP NV4, DVIP NV8, Ecosense, SD and SD Advanced.**

**Date effective: 21<sup>st</sup> December, 2017.**

There has recently been a number of changes to both OS support on mobile viewers, browser support for plugins and Apple IOS in particular.

This has led us to the development of a Live Viewer that does not rely on plugins and will work with generic devices such as mobile phones.

You will need to download the files for the links below and upload it into the DVR. The files can be transferred to the DVR by using FTP client or from a USB Flash Drive.

### Using a Flash Drive

[http://www.dedicatedmicros-support.com/software\\_release/download.php?file=5881](http://www.dedicatedmicros-support.com/software_release/download.php?file=5881)

[http://www.dedicatedmicros-support.com/software\\_release/download.php?file=5882](http://www.dedicatedmicros-support.com/software_release/download.php?file=5882)

Download the files from the links above and save a copy of *Upgrade\_live.Zip* and *Upgrade.shtml* onto a USB Flash Drive.

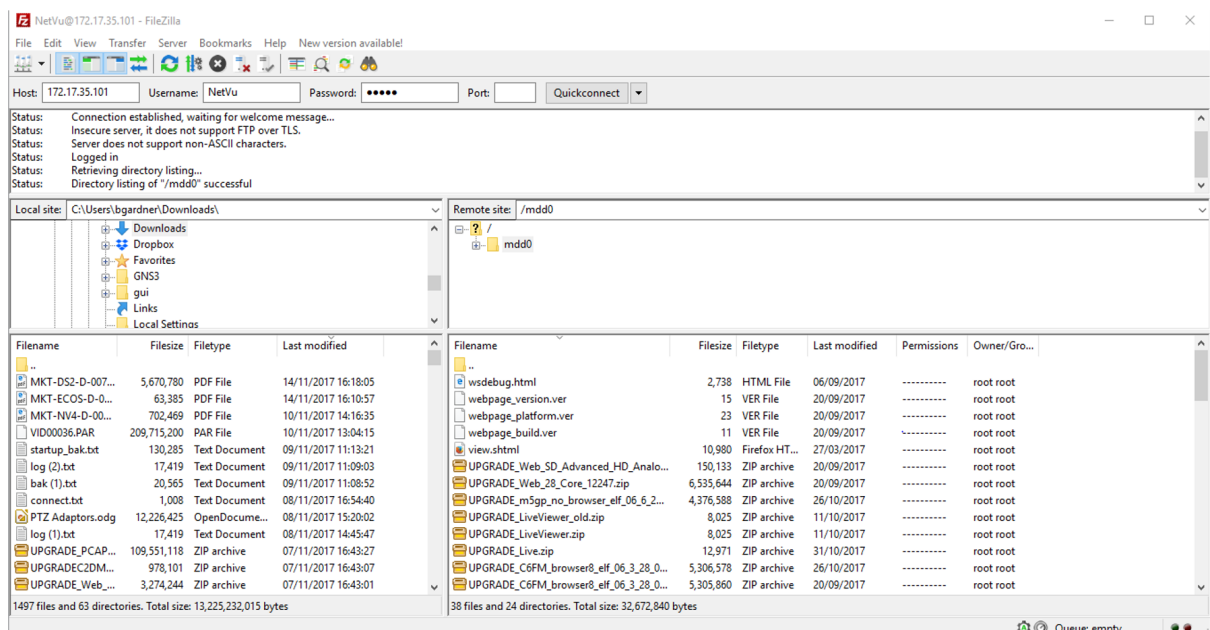
Plug the USB Flash Drive into the DVR and restart the unit.

### Using the FTP Option

Open the following link.

[http://www.dedicatedmicros-support.com/software\\_release/download.php?file=5881](http://www.dedicatedmicros-support.com/software_release/download.php?file=5881)

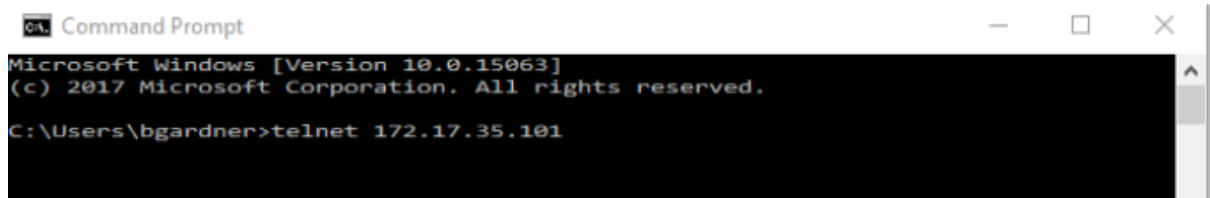
Open the FTP Client (e.g. Filezilla, or Core Client)



Log onto the DVR using the FTP Client and drag and drop the files onto the DVR. (e.g. using Filezilla).

After file transfer is completed, open the Command Prompt on the PC and type “Telnet” followed by the IP address of the DVR.

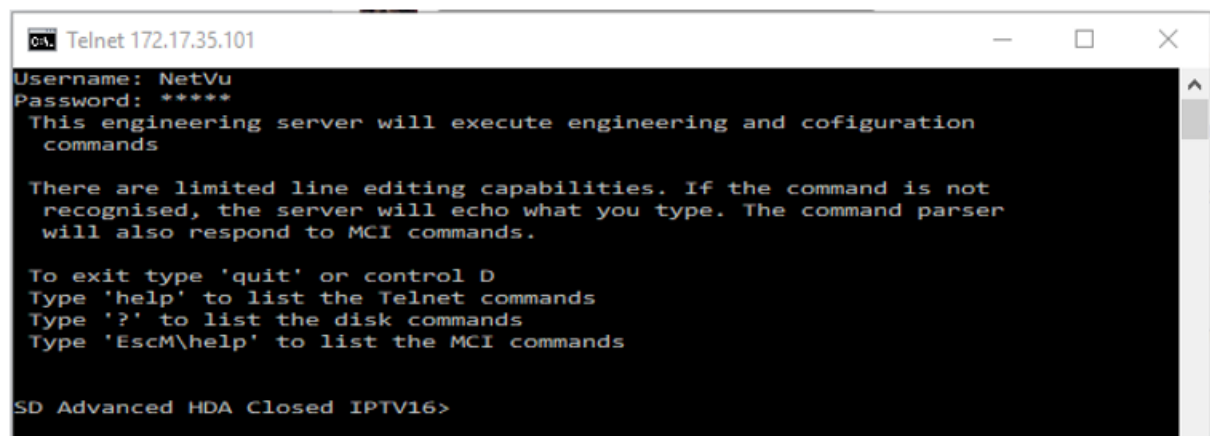
e.g. Telnet 172.17.35.101 <ent>



```
Command Prompt
Microsoft Windows [Version 10.0.15063]
(c) 2017 Microsoft Corporation. All rights reserved.
C:\Users\bgardner>telnet 172.17.35.101
```

Type the Username <ent>

Type the Password <ent> (if required)



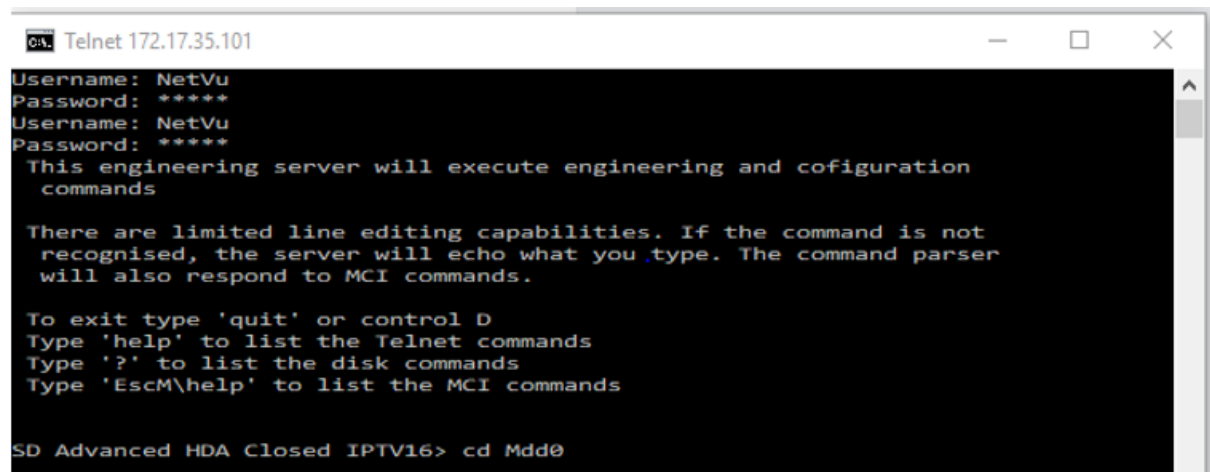
```
Telnet 172.17.35.101
Username: NetVu
Password: *****
This engineering server will execute engineering and cofiguration
  commands

There are limited line editing capabilities. If the command is not
  recognised, the server will echo what you type. The command parser
  will also respond to MCI commands.

To exit type 'quit' or control D
Type 'help' to list the Telnet commands
Type '?' to list the disk commands
Type 'EscM\help' to list the MCI commands

SD Advanced HDA Closed IPTV16>
```

Type “Cd Mdd0” <ent>



```
Telnet 172.17.35.101
Username: NetVu
Password: *****
Username: NetVu
Password: *****
This engineering server will execute engineering and cofiguration
  commands

There are limited line editing capabilities. If the command is not
  recognised, the server will echo what you type. The command parser
  will also respond to MCI commands.

To exit type 'quit' or control D
Type 'help' to list the Telnet commands
Type '?' to list the disk commands
Type 'EscM\help' to list the MCI commands

SD Advanced HDA Closed IPTV16> cd Mdd0
```

```
Telnet 172.17.32.80
31/08/2017 06:53 <DIR> qnc
20/09/2017 15:59 31253 registry
20/09/2017 15:55 4375 standby.shtml
20/09/2017 15:55 13 test2.txt
20/09/2017 15:55 9889 toggle_video_mode.shtml
20/09/2017 15:55 28642 update.shtml
20/09/2017 15:55 294 update.xml
31/08/2017 06:53 <DIR> upgrade
20/09/2017 15:55 11 webpage_build.ver
31/08/2017 06:53 <DIR> Webpages
20/09/2017 15:55 13 webpage_version.ver
31/08/2017 06:53 <DIR> Apps
31/08/2017 06:55 <DIR> Files
20/09/2017 15:55 9 defaults_version.ver
20/09/2017 15:55 23 webpage_platform.ver
20/09/2017 15:53 11 applet_build.ver
20/09/2017 15:53 18 applet_version.ver
20/12/2017 14:45 35629 live.shtml
20/12/2017 14:37 12969 UPGRADE_Live.zip
20/12/2017 14:45 16478 setJpegTxValues.shtml

19 File(s) 145620 Bytes
17 Dir(s)
Drive capacity 7572 MBytes, 7225 MBytes free
SD Advanced HDA Closed IPTV16> unzip /mdd0/upgrade_live
```

Type "Unzip /mdd0/Upgrade\_Live.zip" <ent>

Type "Reset" <ent>

The DVR will then reboot.

You can now view one of your sites from a PC, iPhone, Android, or Tablet without an App.

Simply type "IPADDRESS/Live.shtml" into any web browser.

By example: 12.345.678.901/Live.shtml

At the present time this version has no Playback or Telemetry control.

[Email:support@netvu.org.uk](mailto:support@netvu.org.uk)

[www.netvu.org.uk](http://www.netvu.org.uk)